



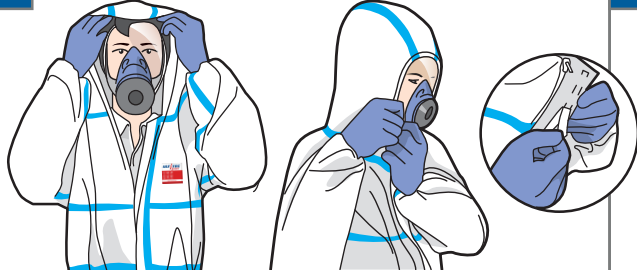
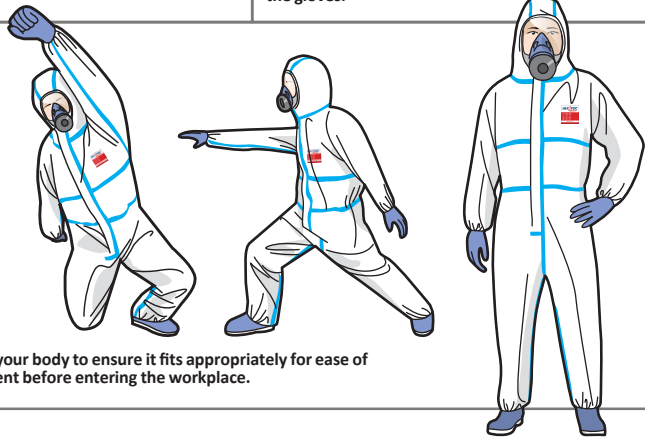
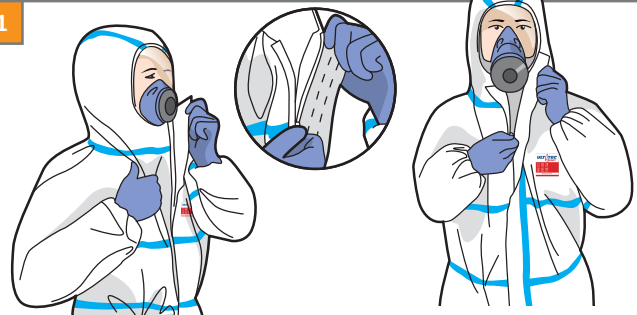

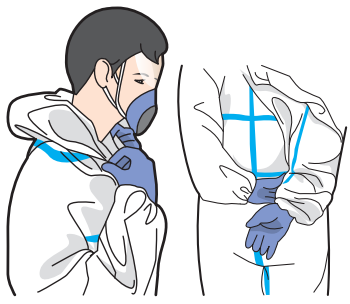
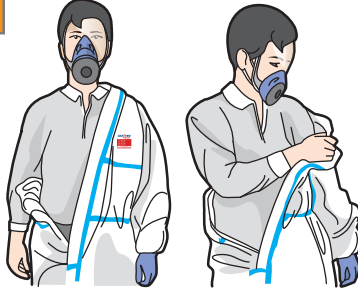

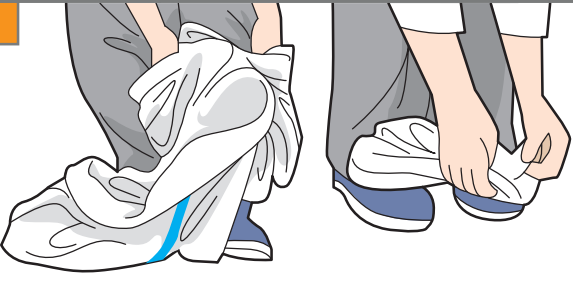


# Coverall Donning Instruction

<p><b>1</b></p>  <p>Select appropriate coverall and read User Instruction.</p>	<p><b>2</b></p>  <p>Remove shoes and secure trousers over socks, then place the coverall over safety boots.</p>	<p><b>3</b></p>  <p>Pull coverall towards arms and shoulders.</p>	<p><b>4</b></p>  <p>Put on the respirator. Pull the hood over your head for head covering. Cover the coverall sleeves over the gloves.</p>
<p><b>5</b></p>  <p>Zip up the coverall to the chin and ensure it fits tightly to the face. Seal storm-flap with adhesive tape if there is.</p>		<p><b>6</b></p>  <p>Stretch your body to ensure it fits appropriately for ease of movement before entering the workplace.</p>	

# Coverall Doffing Instruction

<p><b>1</b></p>  <p>Remove the adhesive tape from the storm-flap and unzip it down to the bottom.</p>		<p><b>2</b></p>  <p>Grab outer part and pull hood away from head.</p>	<p><b>3</b></p>  <p>Release first arm and strip off glove from behind back.</p>
<p><b>4</b></p>  <p>Release second arm together with glove from inside of coverall.</p>	<p><b>5</b></p>  <p>Sit and roll down the used coverall from inside towards outside.</p>	<p><b>6</b></p>  <p>Draw out legs from safety boots. Fold or roll into a bundle and dispose it responsibly.</p>	