

## ULTITEC 2000B




Style No. DD510, DD520, DD530, DD540

Chemical protective clothing of Category III

This garment complies with the requirements of referenced standard

### Marking:

Each coverall is identified by an inside and an outside label. The inner label indicates the protective class as defined in the Regulation. It also gives other relevant information of use to the enduser. The outer label identifies the type of garment.

- 1 Fabric type or Brand
- 2 Style number or Model identification
- 3 Products comply with the requirements for Category III PPE according to European Regulation (EU) 2016/425. The EU Type examination (Module B) was issued by SGS UK, Rossmore Industrial Estate, Inward Way, Ellesmere Port CH65 3EN, UK (N.B. 0120). The conformity to quality assurance of production process certificates (Module D) was under the surveillance by SGS UK, Rossmore Industrial Estate, Inward Way, Ellesmere Port CH65 3EN, UK (N.B. 0120)
- 4 Type 5 Particle Tight Clothing Type 6 Limited Splash Tight Clothing  
EN ISO 13982-1:2004 + A1:2010 EN 13034:2005 + A1:2009
- 5  This pictogram shows that the suit is for protection against chemicals
- 6a  ULTITEC 2000B coveralls are antistatically treated and comply to the electrostatic protection required by EN1149-5:2018, and must be used with compatible accessories and work practices to be effective.(see note below)
- 6b  This pictogram and triangle indicate radioactive protection to EN 1073-2:2002 excluding clause 4.2 puncture resistance and resistance to blocking
- 7 Size Information:

size	S	M	L	XL	2XL	3XL	4XL
chest (cms)	84 - 92	92 - 100	100 - 108	108 - 116	116 - 124	124 - 132	132 - 140
height (cms)	162 - 170	170 - 176	176 - 182	182 - 188	188 - 194	194 - 200	200 - 206
- 8 Wearer should read these instructions
- 9 Care Pictogrammes: Do not wash, Do not machine dry, Do not iron, Do not dry clean
- 10 Do not reuse
- 11 Date of manufacture
- 12 Additional Warning: Flammable material. Keep away from fire

### Compliance and Responsibility:

In order to fully meet the performance claims for Types 5/6 and EN 1073-2 garments, all opening such as wrists, ankles, neck to hood (collared style), face to mask, and including the zipper flap should be securely taped. The user shall be sole judge of the suitability for the type of protection required, and the correct combinations of coveralls accessories and ancillary equipment. To obtain full protection all apertures should be securely closed, but the user shall determine, and allow for the effect of heat when in use. Heat stress and discomfort can be reduced or eliminated by the use of appropriate undergarments or ventilation equipment. The manufacturer is not responsible for accidents caused by improper behavior or inappropriate selection of protective clothing or ancillary equipment.

### Limitations:

Exposure to certain chemicals or high concentrations or pressures, may require higher barrier properties of the fabric, or in the construction of the suit. Such conditions can be protected by garments made to the standards of Types 1 to 4 or possibly by a more protective material. Footwear appropriate to the intended use must be worn, especially where boots (or socks) are attached. The integral boot is to be worn inside the appropriate footwear, and the aperture at the top of the footwear taped to the leg of the coverall.

### Garment Removal:

Care should be taken with the removal of any garment which may have been contaminated. The use of an assistant wearing PPE should be used to peel back the garment from the wearer, taking care that no contaminant comes into contact with either the assistant or the wearer.

### Areas of Use:

These coveralls are designed for protection against hazardous substances and contamination of both product and personnel. They are typically used, dependent upon the severity of the toxicity and the conditions, for protection against airborne particles and limited splash and spray. The performance requirements applicable to this chemical protective clothing garment are covered by the standards listed above where there is a need for resistance to penetration by airborne solid particles including radioactive materials. In addition it is intended for use in cases of potential exposure to light spray liquid aerosols or low pressure volume splashes where a complete permeation barrier is not required.

### Electrostatic Warnings:

oth the electrostatic dissipative clothing and the person wearing it shall be properly earthed. The resistance between the person and the earth shall be <10<sup>8</sup> ohms e.g. by wearing adequate footwear on dissipative or conductive floors.

Electrostatic dissipative clothing shall not be opened or removed whilst in the presence of flammable or explosive atmospheres or while handling flammable or explosive substances.

Electrostatic dissipative clothing is intended to be worn in Zones 1, 2, 20, 21 & 22. (see EN 60079-10-1[7] and EN 60079-10-2[8]) in which the minimum ignition energy of any explosive of atmosphere is not less than 0.016mJ. Electrostatic dissipative clothing shall not be used in oxygen enriched atmospheres or in zone 0 without the prior approval of the responsible safety engineer (see EN 60079-10-1[7]).

The electrostatic dissipative performance of the electrostatic dissipative protective clothing can be affected by wear and tear, laundering and possible contamination.

Electrostatic dissipative protective clothing shall permanently cover all noncomplying materials during normal use. Including the zipper flap must be permanently and appropriately sealed. ( including bending and movements ).

### Storage and Disposal:

The garments should be stored in accordance with normal storage practice, preferably in the dark with no UV light exposure and disposed harmlessly to the environment. The inert polymers used ensure a long shelf life but it is recommended that items should be replaced after 5 years as the antistatic properties may reduce with age.

Restrictions on the disposal depend solely on the contamination during use. If in doubt please contact your supplier. The manufacturer cannot accept responsibility for any improper use or disposal of garments produced by them.

### PERFORMANCE CHART OF ULTITEC 1800B

FABRIC PHYSICAL PROPERTIES BASED IN CLASSIFICATION IN EN 14325:2004		TEST METHOD		SMS45 (back panel)		SF63E (main body fabric)	
				RESULT	CLASS	RESULT	CLASS
Abrasion Resistance		EN 530/ISO 12947		>10 cycles*	Class 1	>10 cycles	Class 1
Flex Cracking Resistance		EN ISO 7854-B		>15,000 cycles*	Class 4	>50,000 cycles	Class 6**
Trapezoidal Tear Resist.		MD EN ISO 9073-4		>40N	Class 2	>40N	Class 2**
Tensile Strength		MD EN ISO 13934-1		>60N	Class 1	>60N	Class 1**
Puncture Resistance		EN 863		>5N	Class 1	>5N	Class 2**
Seam Strength		EN ISO 13935-2		>30N	Class 2	>50N	Class 2
Seam Strength SMS to SF63E		EN ISO 13935-2				>50N	Class 2
Antistaticity		EN 1149-5		Pass (EN 1149-3)		Pass (EN 1149-3)	
pH Value		EN ISO 3071		Pass		Pass	
Resistance to Ignition		EN 13274-4		Pass		Pass	

Note \* denotes visual endpoint  
Note \*\* classification by EN 14325:2018

RESISTANCE TO REPELLENCY AND PENETRATION BASED IN CLASSIFICATION IN EN 14325:2004		TEST METHOD		SMS45 (back panel)		SF63E (main body fabric)	
				PENETRATION	REPELLENCY	PENETRATION	REPELLENCY
Sulphuric Acid 30%		EN ISO 6530		Class 3	Class 3	Class 3	Class 3
Sodium Hydroxide 10%		EN ISO 6530		Class 3	Class 3	Class 3	Class 3

### WHOLE SUIT TEST PERFORMANCE

Type 5 EN ISO 13982-1:2004 Inward Leakage Test Test method: EN ISO 13982-2:2004 pass = Limn.82/90 ≤ 30% and LS.8/10 ≤ 15%	Pass
Type 6 EN 13034:2005 Low Level Spray Test Test method: EN ISO 17491-4:2008 Method A Protective clothing against radioactive materials Test method: EN 1073-2:2002 excluding clause 4.2 requires class 2 and resistance to blocking (not tested)	Class 1

A DECLARATION OF CONFORMITY PREPARED AND SIGNED BY THE MANUFACTURER CAN BE ACCESSED ON THE MANUFACTURER'S WEBSITE

# ULTITEC 2000B

## Act without fear!

### INSTRUCTIONS FOR USE

1 --

2

3

4

5 --

6 --

6b --

9 --

11 --




**ULTITEC 2000B**

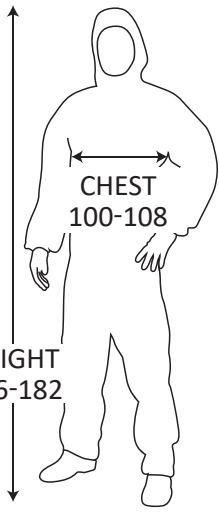

DD510



Manufactured by DEREKDUCK INDUSTRIES CORP.  
9F. No. 70-1, Sec. 1, Chengde Rd., Taipei 10351, Taiwan


**UK  
CA 0120**

EN ISO 13982-1:2004+A1: 2010 TYPE 5  
EN 13034:2005+A1: 2009 TYPE 6

  
  
  
EN 1149-5:2018  
EN 1073-2:2002  
TIL CLASS 1

  
CHEST  
100-108  
HEIGHT  
176-182  




DoM: YYYY/MM  
Made in China  


Ver: 1 / Mar. 2023

DEREKDUCK INDUSTRIES CORP.

9F. No. 70-1, Sec. 1, Chengde Rd., Taipei 10351, Taiwan

+886-2-2550-8856

+886-2-2550-2236

derekduck@derekduck.com



**DEREKDUCK**  
WWW.DEREKDUCK.COM



ultitec-protection.com